

15 September Social Science Assignment - Digital Learning

- **LI:** Understand how people pass on and sustain culture and heritage for different reasons and that this has consequences for people.



We are celebrating **Te Wiki o Te Reo Māori- Māori Language Week.**

Haka: Te Taiao - The haka Te Taiao acknowledges that each of us are **kaitiaki** (guardians) of Aotearoa New Zealand, and that we all have a role to play in protecting and nurturing **te taiao** (nature)

You can watch Haka Te Taiao: [Haka: Te Taiao | Te Papa](#)











Link: <https://www.tepapa.govt.nz/discover-collections/read-watch-play/maori/haka-te-taiao>

Task Menu

1. **Essential - Pick any 2 tasks from the Social Science options grid**
2. **Extra for experts- pick any 3 tasks from the Social Science options grid**
3. **Extension students- pick any 4 tasks from the Social Science options grid**

Social Science Options Grid

<p>Option 1</p> <p>This option has 2 parts, please do both parts</p>	<p>Part 1: Word Search - Use the Shading tool to complete the word search. Use a different colour to shade each word that you find.</p> <p style="text-align: center;">Find the te reo Māori words for ngā kare ā-roto. Rapua ngā kupu emotions.</p> <table border="1" style="width: 100%; text-align: center; border-collapse: collapse;"> <tr><td>ī</td><td>w</td><td>ā</td><td>ī</td><td>r</td><td>i</td><td>e</td><td>a</td><td>ng</td><td>ī</td><td>p</td><td>ā</td></tr> <tr><td>k</td><td>r</td><td>i</td><td>r</td><td>i</td><td>w</td><td>o</td><td>wh</td><td>ā</td><td>r</td><td>ō</td><td>w</td></tr> <tr><td>e</td><td>k</td><td>o</td><td>p</td><td>ē</td><td>k</td><td>r</td><td>a</td><td>m</td><td>n</td><td>w</td><td>a</td></tr> <tr><td>t</td><td>w</td><td>a</td><td>n</td><td>i</td><td>a</td><td>i</td><td>k</td><td>a</td><td>ī</td><td>ū</td><td>ng</td></tr> <tr><td>w</td><td>o</td><td>t</td><td>r</td><td>a</td><td>o</td><td>r</td><td>a</td><td>ō</td><td>e</td><td>k</td><td>a</td></tr> <tr><td>wh</td><td>t</td><td>a</td><td>e</td><td>r</td><td>ū</td><td>u</td><td>m</td><td>t</td><td>r</td><td>t</td><td>w</td></tr> <tr><td>a</td><td>h</td><td>r</td><td>wh</td><td>ā</td><td>t</td><td>ō</td><td>ā</td><td>a</td><td>p</td><td>o</td><td>a</td></tr> <tr><td>h</td><td>k</td><td>o</td><td>ā</td><td>o</td><td>k</td><td>p</td><td>n</td><td>ng</td><td>h</td><td>u</td><td>ng</td></tr> <tr><td>i</td><td>ō</td><td>h</td><td>ng</td><td>ū</td><td>t</td><td>g</td><td>r</td><td>i</td><td>n</td><td>ū</td><td>a</td></tr> <tr><td>a</td><td>ī</td><td>a</td><td>r</td><td>u</td><td>i</td><td>a</td><td>r</td><td>k</td><td>a</td><td>o</td><td>p</td></tr> <tr><td>m</td><td>ē</td><td>ng</td><td>w</td><td>r</td><td>m</td><td>a</td><td>t</td><td>e</td><td>ō</td><td>k</td><td>t</td></tr> <tr><td>o</td><td>t</td><td>p</td><td>u</td><td>ē</td><td>h</td><td>a</td><td>w</td><td>o</td><td>ng</td><td>ā</td><td>wh</td></tr> <tr><td>e</td><td>w</td><td>a</td><td>o</td><td>h</td><td>o</td><td>r</td><td>e</td><td>r</td><td>e</td><td>k</td><td>p</td></tr> </table>	ī	w	ā	ī	r	i	e	a	ng	ī	p	ā	k	r	i	r	i	w	o	wh	ā	r	ō	w	e	k	o	p	ē	k	r	a	m	n	w	a	t	w	a	n	i	a	i	k	a	ī	ū	ng	w	o	t	r	a	o	r	a	ō	e	k	a	wh	t	a	e	r	ū	u	m	t	r	t	w	a	h	r	wh	ā	t	ō	ā	a	p	o	a	h	k	o	ā	o	k	p	n	ng	h	u	ng	i	ō	h	ng	ū	t	g	r	i	n	ū	a	a	ī	a	r	u	i	a	r	k	a	o	p	m	ē	ng	w	r	m	a	t	e	ō	k	t	o	t	p	u	ē	h	a	w	o	ng	ā	wh	e	w	a	o	h	o	r	e	r	e	k	p
ī	w	ā	ī	r	i	e	a	ng	ī	p	ā																																																																																																																																																		
k	r	i	r	i	w	o	wh	ā	r	ō	w																																																																																																																																																		
e	k	o	p	ē	k	r	a	m	n	w	a																																																																																																																																																		
t	w	a	n	i	a	i	k	a	ī	ū	ng																																																																																																																																																		
w	o	t	r	a	o	r	a	ō	e	k	a																																																																																																																																																		
wh	t	a	e	r	ū	u	m	t	r	t	w																																																																																																																																																		
a	h	r	wh	ā	t	ō	ā	a	p	o	a																																																																																																																																																		
h	k	o	ā	o	k	p	n	ng	h	u	ng																																																																																																																																																		
i	ō	h	ng	ū	t	g	r	i	n	ū	a																																																																																																																																																		
a	ī	a	r	u	i	a	r	k	a	o	p																																																																																																																																																		
m	ē	ng	w	r	m	a	t	e	ō	k	t																																																																																																																																																		
o	t	p	u	ē	h	a	w	o	ng	ā	wh																																																																																																																																																		
e	w	a	o	h	o	r	e	r	e	k	p																																																																																																																																																		

 riri	 aroha
 pōuri	 whakamā
 harikoa	 ohorere
 mate	 hiamoe
 āwangawanga	 rangirua

Part 2: Matching - see the video link to complete the matching activity.

See the tour of Nature video : [Watch: Tour of Te Taiao | Nature for Māori Language Week | Te Papa](#)

Or

https://youtu.be/0jF8hKo_6Fg

Match the Te Reo words from List A to their English Meanings in List B.

List A - Te Reo Words	Answers	List B – English meanings
1. Te ika whenua		a. Ocean god
2. whenua horomata		b. plastic
3. Tihei mauri ora!		c. Engrave te reo Māori into your memory!
4. rūwhenua		d. pure land
5. wai-ora		e. ancient
6. Tangaroa		f. earthquake
7. kirihou		g. the fish land
8. tawhito		h. You are awesome!
9. Tuhia te hā o te reo Māori ki te rangi!		i. Fresh, living water
10. Mīharo koutou!		j. The sneeze of life!

Option 2 A trip to the Museum

Visit the Museum of New Zealand Te Papa Tongarewa and go through the [Māui's Taonga Tales | He Paki Taonga i a Māui | Collections Online - Museum of New Zealand Te Papa Tongarewa](#) collection and take the [Te reo Māori quiz](#). Take a screenshot of your quiz score and attach here.

Link to the Museum: <https://collections.tepapa.govt.nz/topic/10735>

Link to the quiz: <https://www.tepapa.govt.nz/discover-collections/read-watch-play/maori/te-reo-maori-quiz>

Pic of your quiz result here:

Option 3

Part 1: Word Search - Use the Shading tool to complete the word search. Use a different colour to shade each word that you find.

Find the te reo Māori words for New Zealand manu. Rapua ngā īngoa birds o Aotearoa.

This option has 2 parts, please do both parts

k	ā	k	ā	r	i	k	i	o	ē	ā	r
u	p	ū	i	ō	r	ng	ē	k	h	r	u
r	ā	w	ē	p	o	w	t	a	a	w	r
wh	o	p	w	ā	n	ī	w	ū	k	i	u
ī	e	k	a	k	e	ō	r	m	a	t	ō
o	w	i	k	ā	p	r	k	i	t	ā	m
p	ī	w	a	k	a	w	a	k	a	ā	i
k	h	a	ō	w	ē	a	k	t	wh	e	n
ō	i	p	o	e	k	ō	a	k	ō	r	p
ng	h	ē	r	w	k	r	t	ū	ī	ū	ī
ā	i	t	ā	a	ē	o	w	t	r	ō	k
w	ē	t	k	e	a	k	e	r	e	r	ū
r	e	o	a	i	t	o	r	m	ō	ng	u



pīwakawaka

hihi



kākāpō



tūī



kōkako



kererū



ruru



kākārīki



takahē



kea

Part 2: Matching - see the video link to complete the matching activity.

See the tour of Nature video : [Watch: Tour of Te Taiao | Nature for Māori Language Week | Te Papa](#)

Or https://youtu.be/0jF8hKo_6Fg

Match the Te Reo words from List A to their English meanings in List B.

List A - Te Reo Words	Answers	List B – English meanings
1. Kupu		a. down
2. Te Taiao		b. Forest god
3. kāinga		c. up
4. mahi tahi		d. gods
5. Whakamāui		e. baby
6. Atua		f. home
7. Tāne		g. Heal/recover
8. Raro		h. words
9. Runga		i. Work together
10. pēpi		j. nature

<p>Option 4</p>	<p>Make a video of you (you can include your Whanau) doing either recreating the Haka: Te Taiao as shown in the video or a haka that has special significance to you. You can give a brief explanation of why that particular Haka is important to you and your family at the start of your video. Share the video with your teacher. You can use Stream to record your video or upload your video stream and share the link with your teacher. Attach your link here.</p> <p>Link: <input type="text"/></p>
<p>Option 5</p>	<p>Nature Rock Art activity Te Wiki Tiaki Ao Tūroa Take a moment to Read in nature</p>
	<p>Create in nature Students will need:</p> <ul style="list-style-type: none"> • sketch nature: piece of card, rubber and pencil • nature rock art: small rock, paints, markers and/or pens. <p>Sketch Nature</p> <ul style="list-style-type: none"> • Take your art supplies outside and find somewhere or something in nature (just outside your house) to draw. • It might be a leaf, a landscape, an insect, a flower or an atua – Tāne-mahuta, Tāwhiri-mātea, Tangaroa. • Try drawing your nature in many different ways – in detail, as shapes, with different colours. • Try copying your drawing (or something new) onto a rock using paint or markers. <p>Nature rock art: Gift your rock art to your whānau and enjoy.</p>

Once you finish your tasks for the day – watch this short story about respecting the environment.

[He Paki Taonga i a Māui: Ko Rata me ngā Tamariki a Tāne | Rata and the Children of Tane - YouTube](#)